

C-TECH C6






**NC Automatic full-bodied bandsaw
for heavy-duty production**



ISO 9001
certified



TAIWAN
EXCELLENCE 2013



Standard features

- 7" HMI Touch Screen & Mitsubishi PLC Controller
- 100 Individual Jobs Programmable and Recalling
- Automatic Kerf Compensation
- Ergonomic door design with space for unloading.
- Automatic Guide Arm Positioning
- "Save-A-Blade" Function
- Hydraulic Saw Frame Travel via High Precision Linear Guide Way
- Roller feeding bed
- Double retractable vise
- Split Front Vise
- Vibration Damper
- Automatic blade tensioning
- First Automatic Cut
- Inverter-Controlled Infinitely Variable Blade Speed
- Blade Life, Blade Height Display
- LED Working Light
- Vise Pressure Regulator
- Full Stroke Hydraulic Cylinder
- In Accordance with CE

Optional Accessories

- Deviation Detector
- Hydraulic Topclamps for bundle cutting
- Motor Ampere Display
- Screw-type Chip Conveyor
- Scraper-type Chip Conveyor
- 2 Meter Roller Table

Specifications *C6*

Capacity ●	660 mm
Capacity ■	660 mm
Capacity ■■	660 x 700 mm
Saw Blade Speed	20-100 M/min (66-330 fpm)
Saw Blade Size LxWxH	7860 x 54x 1.6 mm

Blade tension	Hydraulic
Blade Motor	15 HP (5.62 kW)
Hydraulic Motor	3 HP (2.2 kW)
Coolant Motor	1/2 HP (0.37 kW)
Oil Tank Capacity	88.5 L
Coolant Tank Capacity	131 L

Automatic Indexing Length	500 mm
Rest Piece	Max.99M 25 mm
Workbed Height	700 mm
Gross Weight	6910 kgs
Floor Space (W x L x H)	4873 x 1939 x 2660 mm



Sawlogix